

EE3C11 Team exercise 7

Create a small-signal model for the TLV4111


This model must include:

1. Frequency behavior of the voltage gain
2. Frequency behavior of the input impedance
3. Frequency behavior of the output impedance (needs chapter 11)
4. Input voltage noise spectral density
5. Input current noise spectral density

<https://www.ti.com/lit/ds/symlink/tlv4111.pdf>

FAMILY OF HIGH OUTPUT DRIVE OPERATIONAL AMPLIFIERS WITH SHUTDOWN
SLOS289E - DECEMBER 1999 - REVISED SEPTEMBER 2005

Operational Amplifier



- High Output Drive ... >300 mA
- Rail-To-Rail Output
- Unity-Gain Bandwidth ... 2.7 MHz
- Slew Rate ... 1.5 V/ μ s
- Supply Current ... 700 μ A/Per Channel
- Supply Voltage Range ... 2.5 V to 6 V
 - $T_A = 0^\circ\text{C}$ to 70°C ... Commercial Grade
 - $T_A = -40^\circ\text{C}$ to 125°C ... Industrial Grade
- Universal OpAmp EVM

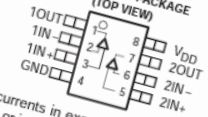
description

The TLV411x single supply operational amplifiers provide output currents in excess of 300 mA at 5 V. This enables standard pin-out amplifiers to be used as high current buffers or in coil driver applications. The TLV4110 and TLV4113 come with a shutdown feature.

The TLV411x is available in the ultra small MSOP PowerPAD™ package, which offers the exceptional thermal impedance required for amplifiers delivering high current levels.

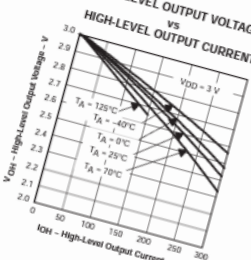
All TLV411x devices are offered in PDIP, SOIC (single and dual) and MSOP PowerPAD (dual).

TLV4112 D, DGN, OR P PACKAGE (TOP VIEW)

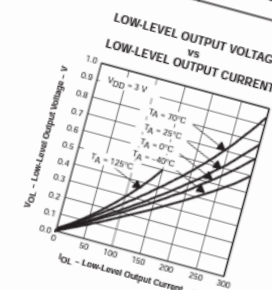


DEVICE	NUMBER OF CHANNELS	PACKAGE TYPES				SHUTDOWN	UNIVERSAL EVM BOARD
		MSOP	PDIP	SOIC			
TLV4110	1	8	8	8	—	Refer to the EVM Selection Guide (Lit# SLOU050)	
TLV4111	1	8	8	8	Yes		
TLV4112	2	8	8	8	—		
TLV4113	2	10	14	14	Yes		

HIGH-LEVEL OUTPUT VOLTAGE vs HIGH-LEVEL OUTPUT CURRENT



LOW-LEVEL OUTPUT VOLTAGE vs LOW-LEVEL OUTPUT CURRENT



PowerPAD is a trademark of Texas Instruments. Please be aware that an important notice concerning availability, standard warranty, and use in critical applications of Texas Instruments semiconductor products and disclaimers thereto appears at the end of this data sheet.

PRODUCTION DATA information is current as of publication date. Products conform to specifications per the terms of Texas Instruments standard warranty. Production processing does not necessarily include testing of all parameters.

TEXAS INSTRUMENTS
POST OFFICE BOX 655303 • DALLAS, TEXAS 75265

Copyright © 1999–2006, Texas Instruments Incorporated